

Advancing Cancer Diagnostics
Improving Lives



Total Flexibility. Proven Quality.

Leica Biosystems Staining and Glass Coverslipping
Workstations

The Smart Choice for Laboratories of All Sizes



Flexibility is Smart

Versatile by design, Leica Biosystems workstations are adaptable to meet the needs of different laboratories, providing workflow consolidation and optimization.

System modularity

Both the Leica ST5010 and ST5020 are available as stand-alone instruments and as workstation solutions combining a routine stainer with a glass coverslipper.

Multistaining capability

With two drawer systems and 30-capacity slide racks, laboratories can perform H&E, PAP and special staining protocols, alone or in combination.

Individual timing and programming

Parameters for each reagent station can be individually set to adjust staining to the pathologist's requirements.

Open system design

With the Leica CV5030 glass coverslipper, a broad range of mounting media can be used to accommodate the use of xylene and xylene substitutes.



Leica Biosystems workstations deliver higher quality by increasing reliability, reproducibility, workflow efficiency and safety, while decreasing staff intervention, system maintenance and downtime.

Consistent, reproducible staining quality

Leica Biosystems workstations allow you to provide exceptional results for both routine and special stains.

High-quality glass coverslipping

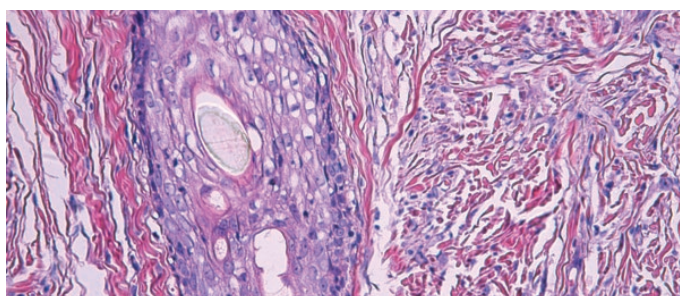
The superior optical quality of glass coverslips provides the perfect medium for precision digital scanning and image archiving.

Less consumption and waste

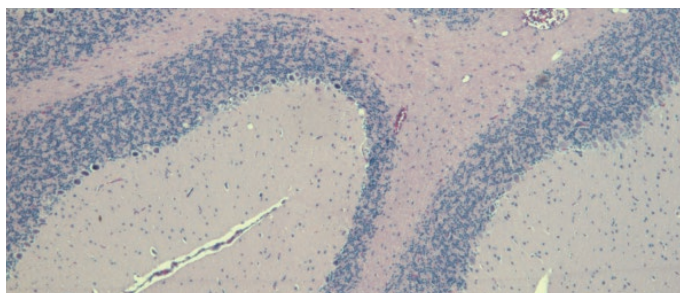
The Leica Biosystems workstations' efficient, economic operation includes features that can reduce water consumption in the slide stainer by as much as 80%.

Environmental safety

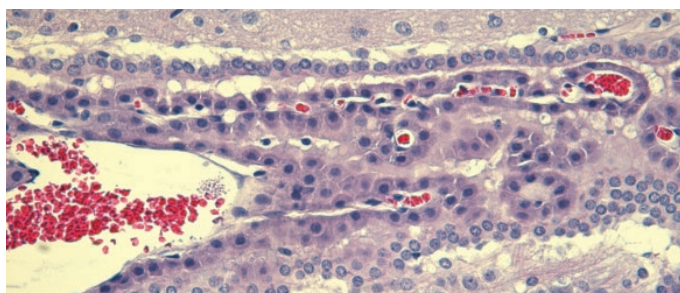
To promote a safe laboratory environment, Leica Biosystems workstations feature an integrated fume extraction system that reduces exposure to hazardous fumes.



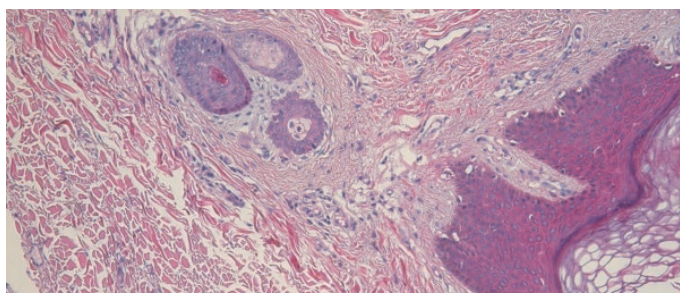
Skin/magnification x 200



Brain/magnification x 50



Brain/magnification x 200



Skin/magnification x 100

Simplicity is Smart

Leica Biosystems workstations' simple, streamlined operation delivers faster turnaround time, less interaction from staff, reduced errors and fewer repeats.

CodeRack™ technology

Patented CodeRack technology integrated into the Leica ST5020 automatically selects the staining protocol and starts the run when a rack of slides is loaded. This insures correct program selection.

Fully walk-away solution*


Leica Biosystems' totally integrated, fully automated workstations virtually eliminate user intervention and can be continuously loaded for increased throughput.

Reliable, high-performance software

Simplified programming and intuitive operation are designed into Leica Biosystems' robust, user-friendly software, complemented by a color touchscreen on the Leica ST5020.

Convenient slide racks

Leica Biosystems workstations feature specially designed slide racks that do not require special adapters or accessories, eliminating additional work.



* Within range of audibility

With workstations to meet specific requirements, laboratories can achieve a full range of benefits from less waste to improved workflow, all in a compact instrument—optimizing valuable time and space.

Smart consumables

From ready-to-use stain formulas and kits to superior cover glass, mounting media and slides, Leica Biosystems consumables support consistently reproducible results and long-term stability of slides.

Long-term reliability

Leica Biosystems is a trusted diagnostic partner delivering quality and dependable performance.

Enhanced patient care

Providing workstations that help laboratories perform their important work, Leica Biosystems is committed to supporting accurate, trusted results for every patient, every day.



Consumables

SelecTech® Staining System

SelecTech standardizes the reagents and stains used in the hematoxylin and eosin staining procedure, with built-in Quality Assurance parameters that ensure consistent staining results. Validated staining protocols for both the Leica ST5010 and ST5020 workstations produce a crisp, well-delineated slide for diagnosis.



Special Stain Kits

For special stain procedures, Leica Biosystems' large selection of kits provides optimized convenience and ensures superior staining, consistency and reproducibility. Validated staining protocols are available for use with the Leica ST5020 workstation and the ST5020 H Special Staining Module, where applicable.



Surgipath Cover Glass

Specifically designed to work with automated coverslippers, and validated for use with Leica Biosystems workstations, Surgipath Cover Glass is specially manufactured to prevent the coverglass from sticking together—improving workflow within the laboratory.



Surgipath Mounting Media

Validated for use with the Leica CV5030 coverslipper as part of the ST5010 and ST5020 workstations, Surgipath's variety of mounting media match specific laboratory needs and offer superior optical quality and rapid drying times.



Surgipath Slides

Offering a broad range of slides to meet all laboratory needs, Surgipath slides are validated for use with Leica Biosystems Workstations, ensuring reliable and consistent results.



Leica ST5020/CV5030 Workstation

Advanced flexibility and convenience in the Leica ST5020 stainer/coverslipper workstation include the ability to perform HE, PAP and special staining protocols simultaneously. The Leica ST5020's Reagent Management System allows consistent staining results, and the workstation can be customized with optional ovens, heating station, water stations and up to four loading and unloading stations in each drawer.



Leica ST5010/CV5030 Workstation

Exceptional results are achieved with this time- and labor-saving workstation, providing consistent, high-quality staining and automatic transfer to the Leica Biosystems coverslipper. In addition to greater reliability, the Leica ST5010 provides high throughput for HE staining protocols. For added simplicity, the workstation offers one-touch operation to initiate staining programs.



Leica CV5030

Fully automated glass coverslipper, the Leica CV5030 delivers trusted quality and total integration into staining/coverslipping workstations for a fully walk-away solution*.



* Within range of audibility



TOTAL WORKSTATION SOLUTIONS

In order to provide safe, accurate, high-quality diagnostics, laboratories require efficient, organized workflow processes. To help meet these important, ongoing requirements, Leica Biosystems supports our customers with a full spectrum of workstation, reagent and consumable solutions for Histology and Cytology.

The Surgipath line of quality reagents and consumables, includes:

- › Specially formulated staining system, ready-to-use formulas and special stain kits that offer convenience and consistently provide exceptional results
- › High-quality, non-stick cover glass designed specifically for automated coverslippers
- › Choice of mounting media that deliver exceptional quality and dependability as well as increased safety
- › A wide range of slides to meet your specific requirements for any application with proven quality and reliability

LEICA BIOSYSTEMS

Leica Biosystems is a global leader in workflow solutions bringing histopathology laboratories and researchers the highest quality, most comprehensive product range in anatomical pathology. With complete histology systems featuring innovative automation, Novocastra™ reagents and Surgipath® consumables, Leica Biosystems offers the ideal product for each histology step and high-productivity workflow solutions for the entire laboratory.

Leica Biosystems – an international company with a strong network of worldwide customer services:

North America Sales and Customer Support

North America	800 248 0123
---------------	--------------

Asia/Pacific Sales and Customer Support

Australia	1800 625 286
China	+85 2 2564 6699
Japan	+81 3 5421 2804
South Korea	+82 2 514 65 43
New Zealand	0800 400 589
Singapore	+65 6779 7823

Europe Sales and Customer Support

For detailed contact information about European sales offices or distributors please visit our website.



Leica Biosystems brings together products, quality and support. Offering a complete solution that helps you advance workflows, enhance diagnostic clarity and deliver what really matters – better patient care.